


# Hingaia Peninsula School




## Learning Studios



What's it all about?



The background is a solid green rectangle with rounded corners. On the left side, there are three overlapping circles of varying shades of green, creating a layered effect. The text is positioned on the right side of the green area.

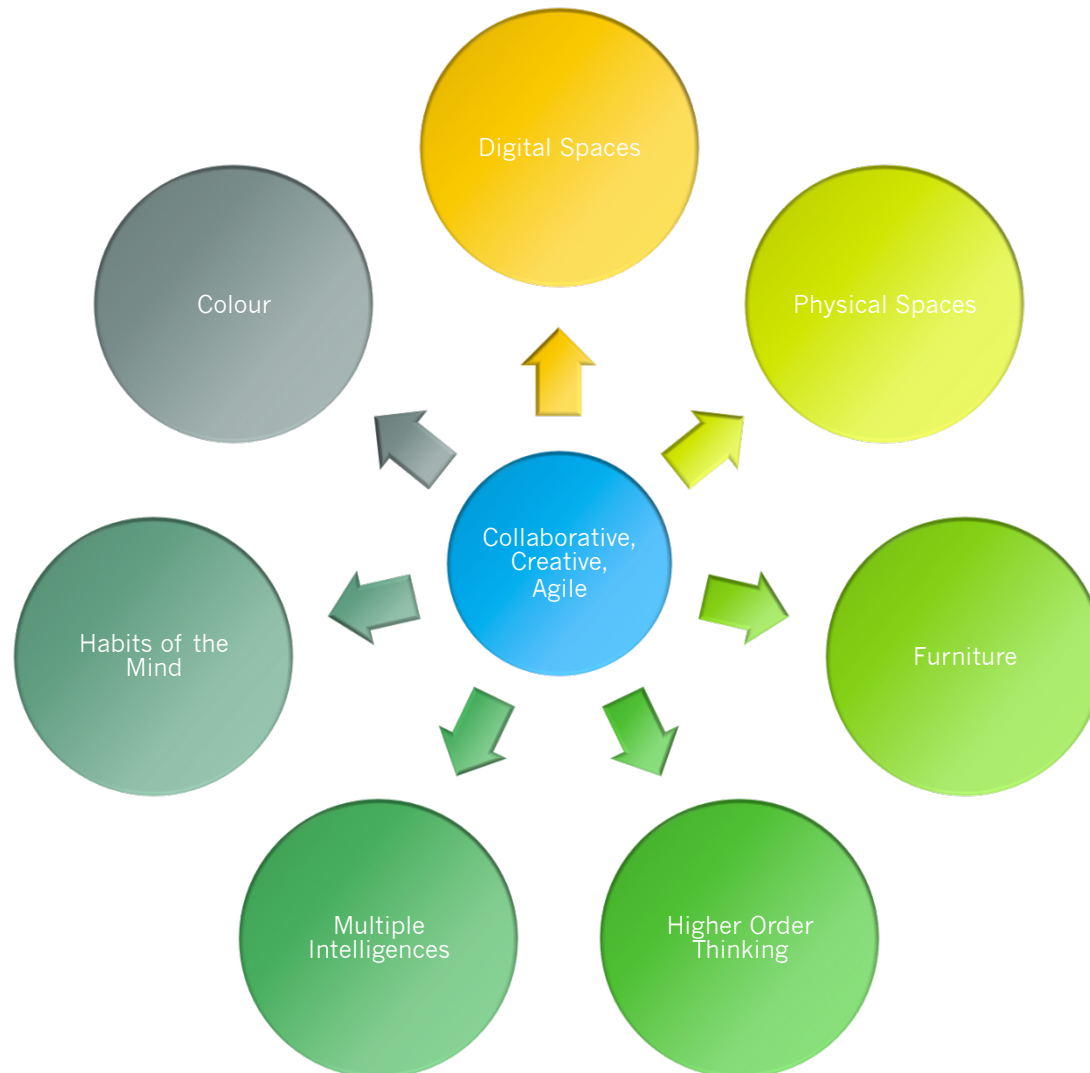
# Personalising learning for *your* child

# What is personalised learning?

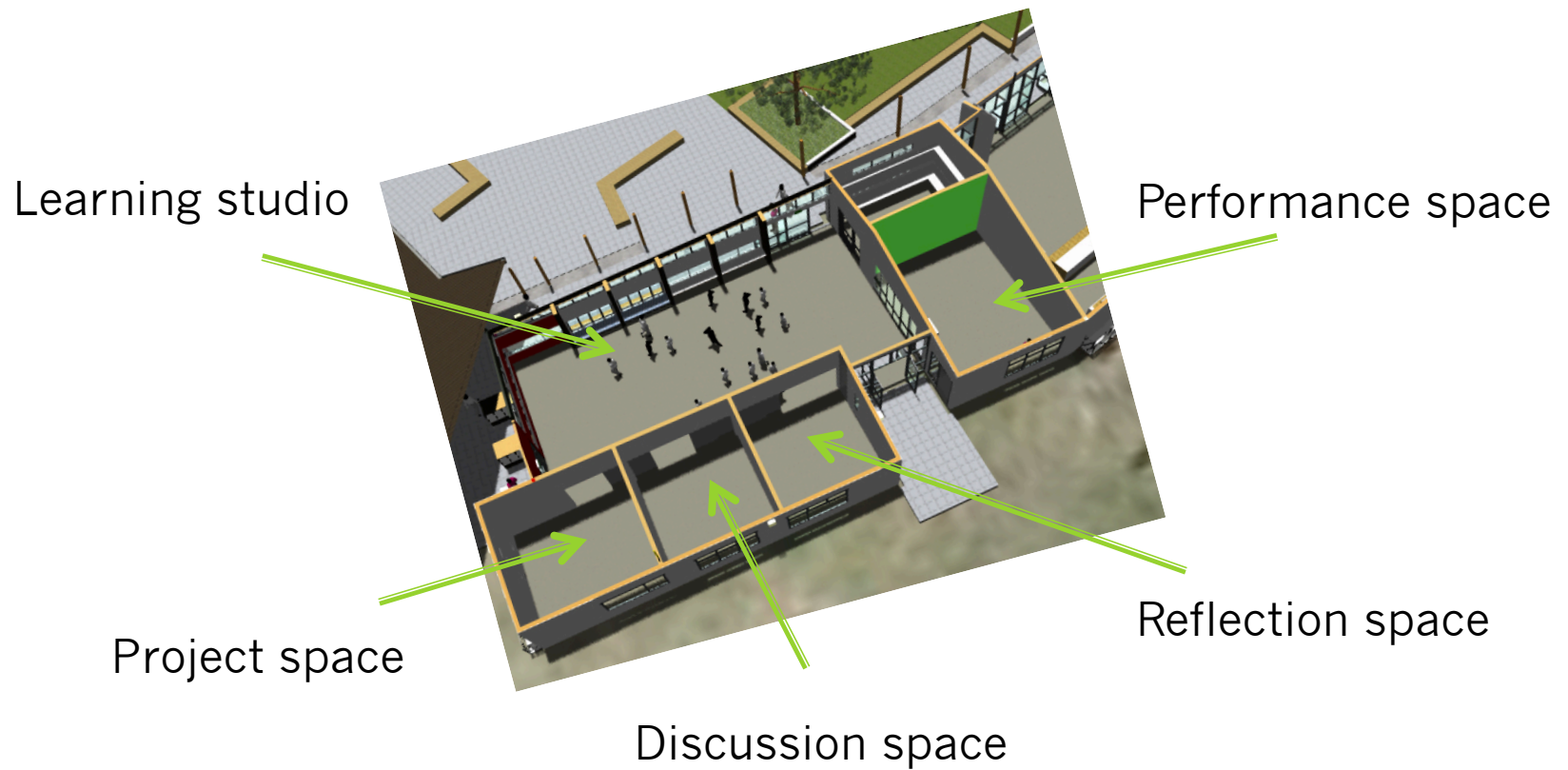


- *Personalising learning, to me, is the process of contouring learning to the individuals you are dealing with, recognizing that we all have different strengths and weaknesses, different interests and different ways of learning ... is finding the best ways to engage with people with different interests, passions and ways of thinking*
- Sir Ken Robinson
- August 2011

# Thinking about ...



# Physical Spaces





## Physical Spaces

From Nair and Fielding





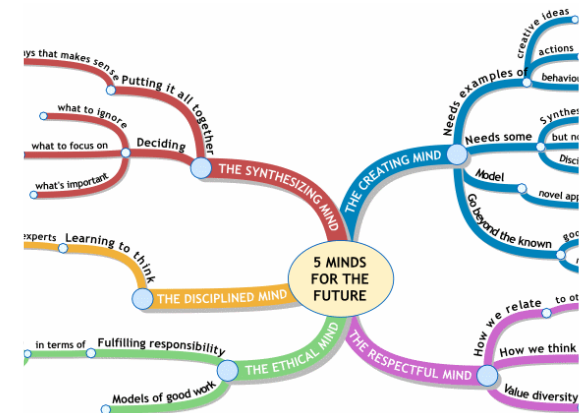
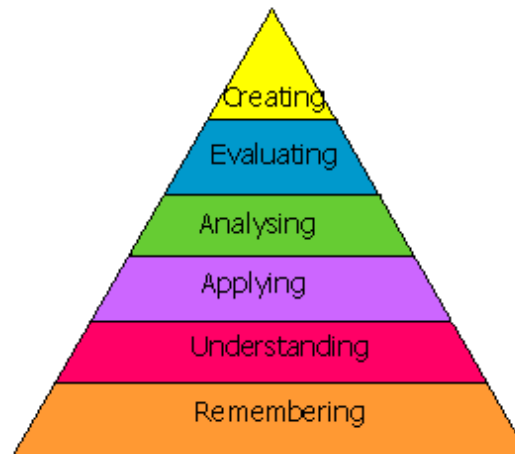
## Colour

The impact of colour on learning dispositions has been considered



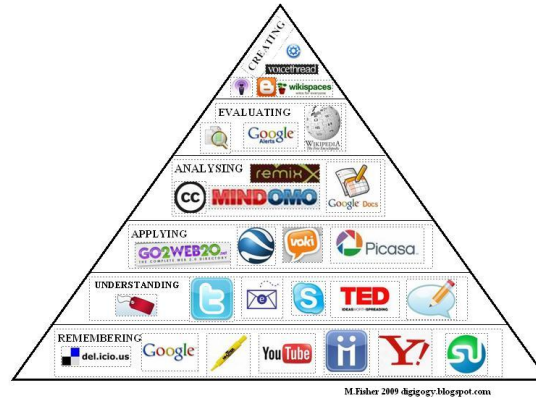


## 16 Habits of Mind



## Pedagogy

The method and practice of teaching



## Digital Spaces

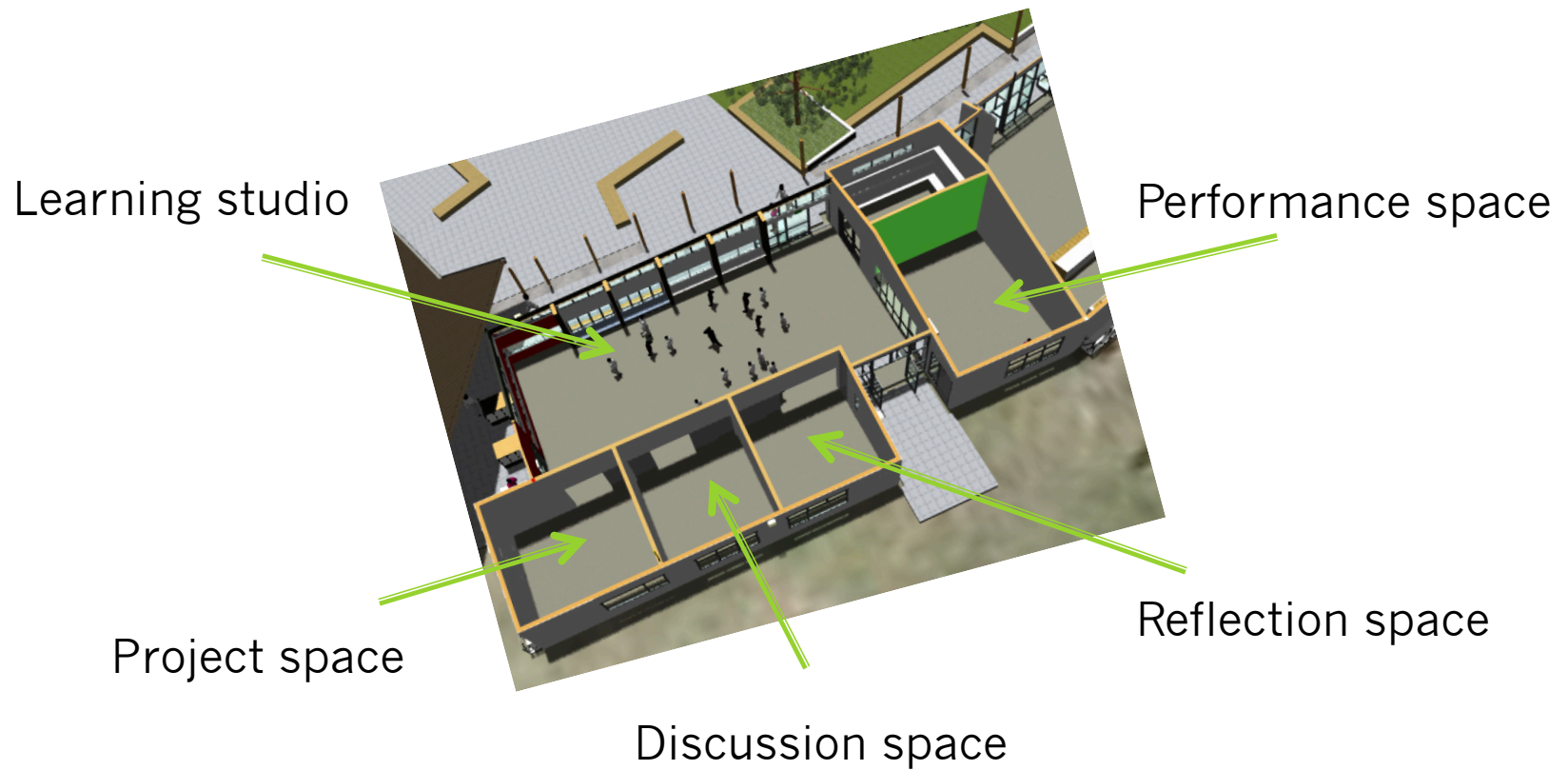
Using a variety of tools for a variety of purposes to enhance learning across disciplines and using differing pedagogies

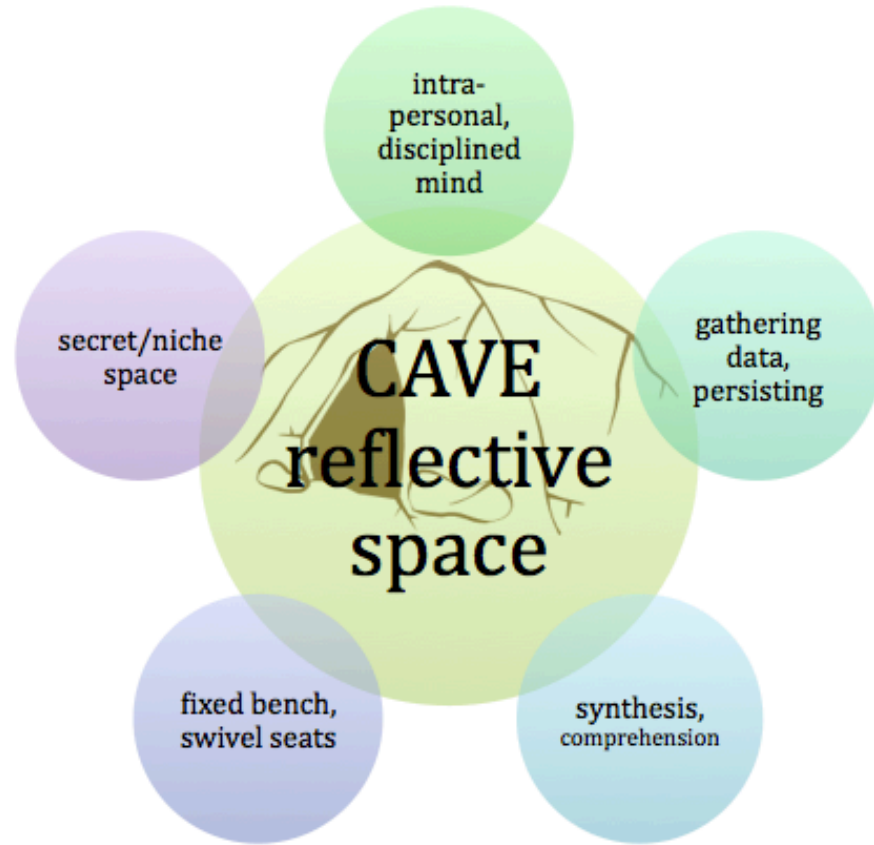


## Furniture

Agile furniture that encourages collaboration, allows children to move and choose the seating that suits their learning best

# Physical Spaces

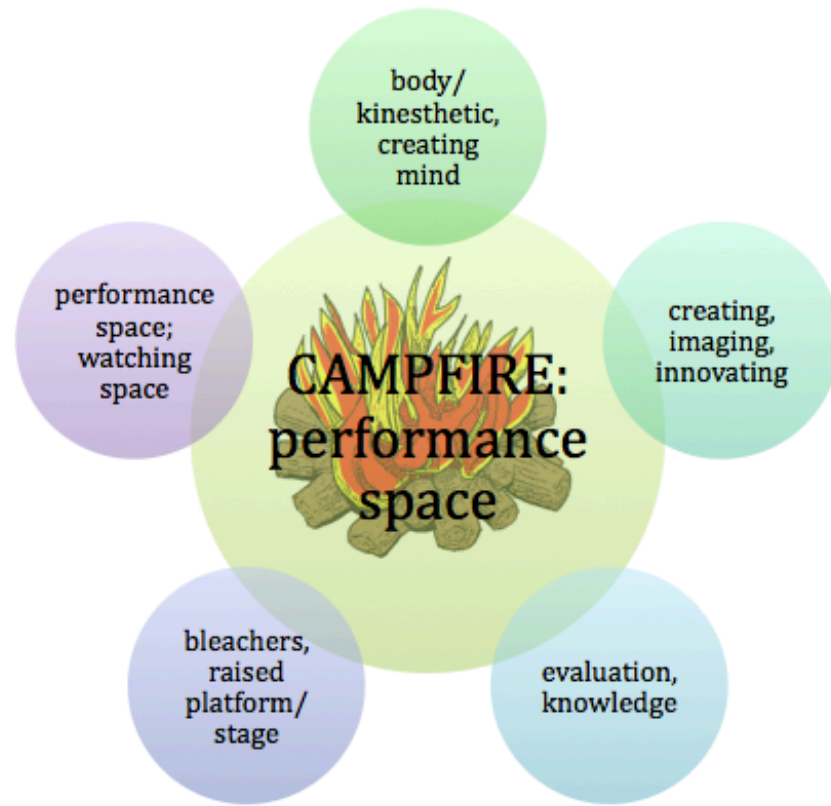




## Cave space – Focus Room

A space where learning is mostly individual a place for focusing on one task, solving problems, quiet reflection

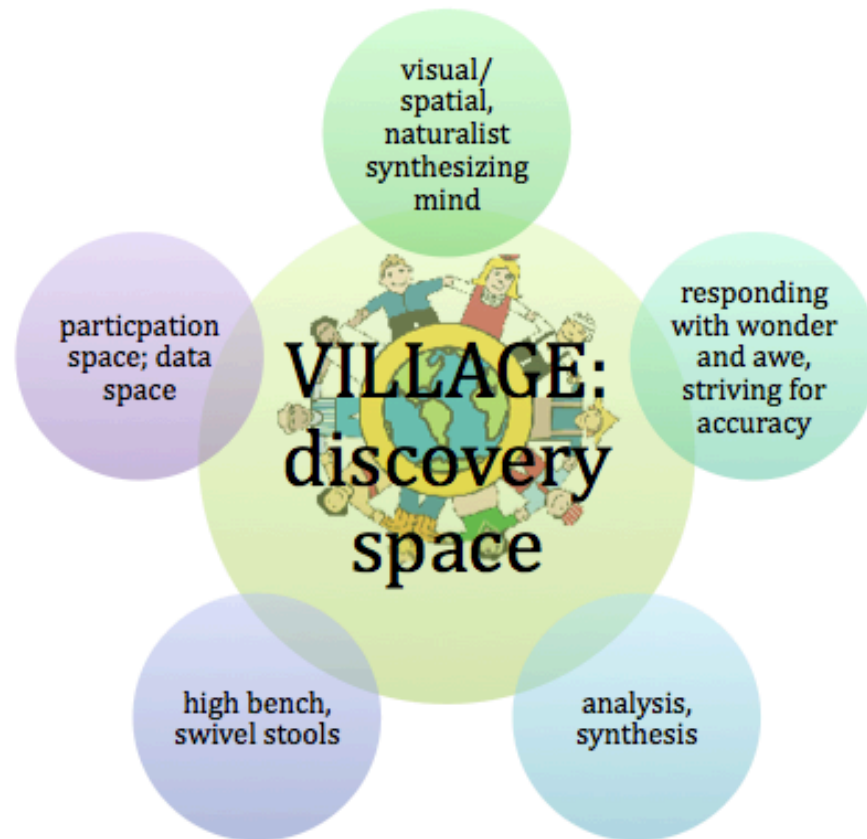
Red highlights – focuses energy



## Campfire – Performance Studio

A place where learning is creative and has movement, a place for exploring, sharing and collaborating

Green Screen with Mirrors and Blue highlights – open to new ideas



## Village/Forge – Project Room

A place where ideas are explored in 2D and 3D, a place to experiment, collaborate, create

Lime highlights – creative energy






## Watering Hole – Ignite Room

A place where learning is collaborative, a place for discussion, exploration, questioning

Orange highlights – stimulates ideas



## Learning Studio

A combination of different learning styles, habits and ways, a place for learning to be personalised

Blue highlights – calm and relaxed, open to new ideas

# Putting it all together



Space	Learning Learning Style – Gardner Mult Int & Minds Future	Cognition Habits of Mind - Costa	Pedagogy Blooms	Furniture	Digital Spaces Ewan McIntosh
<b>Cave</b> Reflective space	<ul style="list-style-type: none"> <li>Intrapersonal; Existential</li> <li>Disciplined &amp; Ethical Mind</li> </ul>	<ul style="list-style-type: none"> <li>Persisting</li> <li>Gathering data</li> <li>Thinking about your thinking</li> </ul>	<ul style="list-style-type: none"> <li>Synthesis</li> <li>Comprehension</li> </ul>	<ul style="list-style-type: none"> <li>Fixed bench</li> <li>Swivel seats</li> </ul>	<ul style="list-style-type: none"> <li>Secret/niche spaces</li> </ul>
<b>Watering Hole</b> Collaborative Space	<ul style="list-style-type: none"> <li>Interpersonal; Verbal/Linguistic</li> <li>Synthesizing Mind</li> </ul>	<ul style="list-style-type: none"> <li>Communicating</li> <li>Listen with empathy</li> <li>Question and problem solving</li> <li>Learning with others</li> <li>Remain open to new learning</li> </ul>	<ul style="list-style-type: none"> <li>Application</li> <li>Synthesis</li> </ul>	<ul style="list-style-type: none"> <li>Beanbags</li> <li>Low tables</li> </ul>	<ul style="list-style-type: none"> <li>Group space</li> <li>Publishing space</li> </ul>
<b>Campfire</b> Performance Space	<ul style="list-style-type: none"> <li>Body/Kinesthetic; Musical/Rhythmic</li> <li>Respectful &amp; Creating Mind</li> </ul>	<ul style="list-style-type: none"> <li>Creating, imaging, innovating</li> <li>Finding humour</li> </ul>	<ul style="list-style-type: none"> <li>Evaluation</li> <li>Knowledge</li> </ul>	<ul style="list-style-type: none"> <li>Bleachers</li> <li>Raised platform/stage</li> </ul>	<ul style="list-style-type: none"> <li>Performance space</li> <li>Watching space</li> </ul>
<b>Forge</b> Discovery Space	<ul style="list-style-type: none"> <li>Visual/Spatial; Logical/Mathematical; Naturalist</li> <li>Disciplined &amp; Synthesizing Mind</li> </ul>	<ul style="list-style-type: none"> <li>Managing impulsivity</li> <li>Thinking flexibly</li> <li>Respond with wonder and awe</li> <li>Taking responsible risks</li> <li>Striving for accuracy and precision</li> <li>Applying past knowledge</li> </ul>	<ul style="list-style-type: none"> <li>Analysis</li> <li>Synthesis</li> </ul>	<ul style="list-style-type: none"> <li>High bench</li> <li>Swivel stools</li> </ul>	<ul style="list-style-type: none"> <li>Data space</li> <li>Participation space</li> </ul>

## Whiteboard paint



Turns any surface into a dry erase surface giving flexible spaces to collaborate, interact, discover ...



## Green Screen

A technique for layering two images together, used in video production, newscasts and for special effects



# Organisation



## Vertical Grouping

- Working at your personal level irrespective of your age
- Working alongside others at different levels and ages with different interests and experiences
- Peer mentoring
- Awhina concept
- Nurturing
- Developing leadership at various age levels

## Three Teachers

- Relationship building
- Ability to cater for a wide range of learning and learning styles
- Wide areas of expertise and interests
- Supportive learning environment
- Opportunities to learn with more than one teacher
- Three heads are better than one

# The school day



- 8.30 – 9.00 Studios open
  - 9.00 – 10.30 First learning block
  - 10.30 – 11.15 First break
  - 11.15 – 12.45 Second learning block
  - 12.45 – 1.30 Second break
  - 1.30 – 3.00 Third learning block
- 
- 3 x 90 min learning blocks to optimise integrated learning opportunities throughout the day
  - 2 x 45 min breaks to optimise opportunities for a wide range of sport and culture activities